

Light. Measurement. Excellence.



**Bentham
Product
Guidelines 1.2**

General rule for placing the logo.


Logo size is proportional to the surface area. The logo and basic unit (x) grows with growing size of the product. We decided to create 5 categories with rounded surface areas to make it simple. Every size has an assigned dimensions for the logo width, unit (x) size and the line width.

General rule for placing the text.

Text size is proportional to products height. When the height grows, text grows. We created 6 categories of different heights with assigned sizes of the text. First, take the height of the product, or if there is something obstructing the full height (e.g. inputs), then the space minus the obstructing height.

Further rules

- ▶ No items fall outside the border, “x” – This certainly applies to logo and text. And as much as possible other items too.
- ▶ Longest word for the grey text is to be 13 characters. Any word longer than this should be custom sized proportionally.
- ▶ If a line of text runs outside the X border due to length it should be moved to two lines as per the below.
- ▶ Input text sits centrally aligned below the input itself, 2.1mm away from the input (note: this is ideal but may have to be done by eye)



How to set logo size


	Surface area (height mm x width mm)	Logo (w)	X (mm)	Line (width)
1	5-20 k	25 mm	6 mm	1 mm
2	20-50 k	40 mm	10 mm	1 mm
3	50-100k	60 mm	15 mm	1 mm
4	100-200 k	100 mm	25 mm	2 mm
5	200-400 k	150 mm	37 mm	3 mm

How to set type size

First, take the height of the product, or if there is something obstructing the full height, then the space minus the obstructing height.

	Height (mm)	Grey letters height	Red letters height (grey -5pt)	Space between lines of text	Input text height
1	0-50mm	2.8mm	2.4mm (anomaly)	0.9mm	2.1mm
2	50-100 mm	4.7mm	3.6mm	1.3mm	2.1mm
3	100-150 mm	7.6mm	6.4mm	2.3mm	2.1mm
4	150-250 mm	10.9mm	9.7mm	3.5mm	2.1mm
5	250-300 mm	12.8mm	11.6mm	4.2mm	2.1mm
6	350-400 mm	17.0mm	15.9mm	5.7mm	2.1mm

EXAMPLE
TMc150
MONOCHROMATOR



A	x size
B	Logo width
C	Line width
D	Grey text
E	Red text
F	Space between text

A	10mm
B	40mm
C	1mm
D	7.6mm
E	6.4mm
F	2.3mm



Product Visuals

Actual product
477F
PREAMPLIFIER


Actual product
487F
PICOAMMETER



A	x size
B	Logo width
C	Line width
D	Grey text
E	Red text
F	Space between text

A	6mm
B	25mm
C	1mm
D	4.7mm
E	3.6mm
F	1.3mm

Actual product
TMc150
MONOCHROMATOR



A	x size
B	Logo width
C	Line width
D	Grey text
E	Red text
F	Space between text

A	10mm
B	40mm
C	1mm
D	7.6mm
E	6.4mm
F	2.3mm

Actual product
TMc300
MONOCHROMATOR



A	x size
B	Logo width
C	Line width
D	Grey text
E	Red text
F	Space between text

A	15mm
B	60mm
C	1mm
D	10.9mm
E	9.7mm
F	3.5mm

Actual product
TLS120Xe
Tuneable Light Source

-

Due to positioning this product was designed outside of the rules.

-

For scenarios like below please contact info@clearbrand.co.uk for custom sizes.

ANOMALY *** SPECIAL CASE



